

United We **Prepare**

# Prepare with Pedro: Safety Skills for Kids!

Activities for  
All Ages



UNITED WAY  
Southern Nevada

verizon




American  
Red Cross



## Keep Mia's Home Fire-Safe!

Mia and her mom keep their home fire-safe. Look at the picture below. Circle five things they have done to help protect themselves from a home fire. Your teacher will use the words to give you hints.



**Stove    Fireplace**  
**Candle    Smoke Alarm    Heater**


# Take-Home Activity

Is your home fire-safe? **Work with a grown-up to find ways you can help protect your family from a home fire.** List two things you did to help make your home fire-safe on the lines below. Use the space below to draw a picture that shows one of the ways you made your home fire-safe. Bring your list and picture back to class to share with your classmates.

**How we made our home fire-safe:**

1. \_\_\_\_\_

2. \_\_\_\_\_






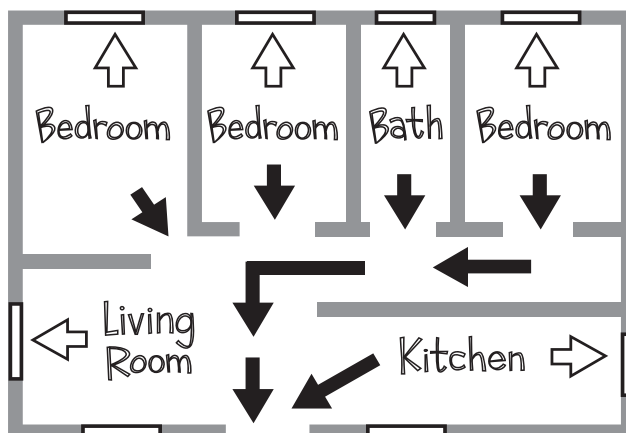
## Make an Escape Plan!

You need to get out fast when you hear a smoke alarm. That's why you need a home fire escape plan. Start planning now! Look at these pictures. Can you find two ways out of each room?

One way out could be through a doorway. Another way out could be through a window. Write a "1" on your first way out and a "2" on your second way out.



Now work with a grown-up to find two ways out of every room in your home. **Ask your grown-up to draw a map of your escape plan on the next page, like the map shown here.** Then decide on a meeting place where everyone will go when they get outside. Take or draw a picture of your family meeting place to share in class.



1<sup>ST</sup> ESCAPE PATH →  
2<sup>ND</sup> ESCAPE PATH →

**A Message to Parents and Guardians:** Practice your escape plan with a home fire drill at least twice a year. Make sure everyone can get out in less than two minutes!



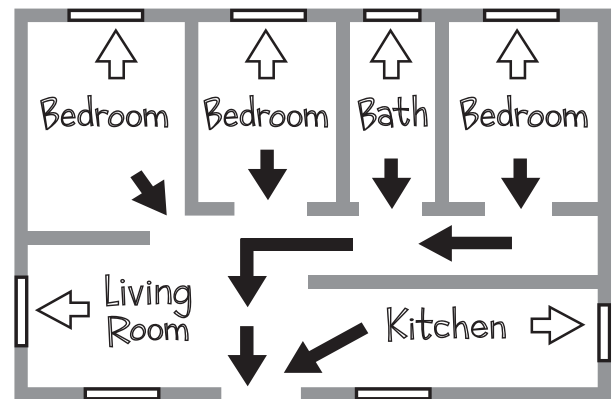


# Make an Escape Plan!

Use this worksheet to make an escape plan map for your home. Draw your map in the grid below.

Draw all the rooms in your home (use the example to help you). Use a **red** pen to show the quickest path to get outside from each room. Use a **black** or **blue** pen to show a second path to get outside from each room.

Draw a **Meeting Place** outside your home where everyone will go as soon as they get out, so that you know everyone is safe.

[illegible]

## A Message to Parents and Guardians:

- Make sure it is easy to open windows and doors along all escape paths; move any furniture or other items that may block the way.
- Make sure any window security bars have a quick-release mechanism that is easy to open in an emergency.
- Consider purchasing escape ladders for second story windows (relatively inexpensive at local hardware stores).
- Your meeting place should be at a fixed location a safe distance from your home, and in the front, so you can meet the firefighters when they arrive and tell them that everyone in the family is safe.
- Remember: For a family meeting place to work, everyone needs to know where it is and stay there – Get Out and Stay Out!

# Family Emergency Plan Cards

**Step 1:** Work with an adult to fill in your emergency meeting spot and the phone numbers of people you can call, like your parents, grandparents, siblings, or guardians.

**Step 2:** Cut out your cards and keep them somewhere you can reach them, like your backpack, wallet, lunchbox, or bedroom. You can also have extra cards in places like the fridge or family car, so you always know where to find your important information!

**Tip:** Keep your cards up to date and check them often so everyone stays safe!



## My Family's Emergency Plan

In case of emergency, meet at:

---

### My Family's Emergency Phone Numbers:

Phone Number 1: \_\_\_\_\_

Contact Name 1: \_\_\_\_\_

Phone Number 2: \_\_\_\_\_

Contact Name 2: \_\_\_\_\_

Phone Number 3: \_\_\_\_\_

Contact Name 3: \_\_\_\_\_

## My Family's Emergency Plan

In case of emergency, meet at:

---

### My Family's Emergency Phone Numbers:

Phone Number 1: \_\_\_\_\_

Contact Name 1: \_\_\_\_\_

Phone Number 2: \_\_\_\_\_

Contact Name 2: \_\_\_\_\_

Phone Number 3: \_\_\_\_\_

Contact Name 3: \_\_\_\_\_

## My Family's Emergency Plan

In case of emergency, meet at:

---

### My Family's Emergency Phone Numbers:

Phone Number 1: \_\_\_\_\_

Contact Name 1: \_\_\_\_\_

Phone Number 2: \_\_\_\_\_

Contact Name 2: \_\_\_\_\_

Phone Number 3: \_\_\_\_\_

Contact Name 3: \_\_\_\_\_

## My Family's Emergency Plan

In case of emergency, meet at:

---

### My Family's Emergency Phone Numbers:

Phone Number 1: \_\_\_\_\_

Contact Name 1: \_\_\_\_\_

Phone Number 2: \_\_\_\_\_

Contact Name 2: \_\_\_\_\_

Phone Number 3: \_\_\_\_\_

Contact Name 3: \_\_\_\_\_

